



Operations Report

Gabriola Island
October 19, 2011

 **BC Ferries**

- CFO's Report
- Traffic
- On Time Performance
- Service Issues
- Capital Expenditures/Upcoming Projects
- Action Items
- Questions
- Contact

Rob Clarke – Executive Vice President and
Chief Financial Officer

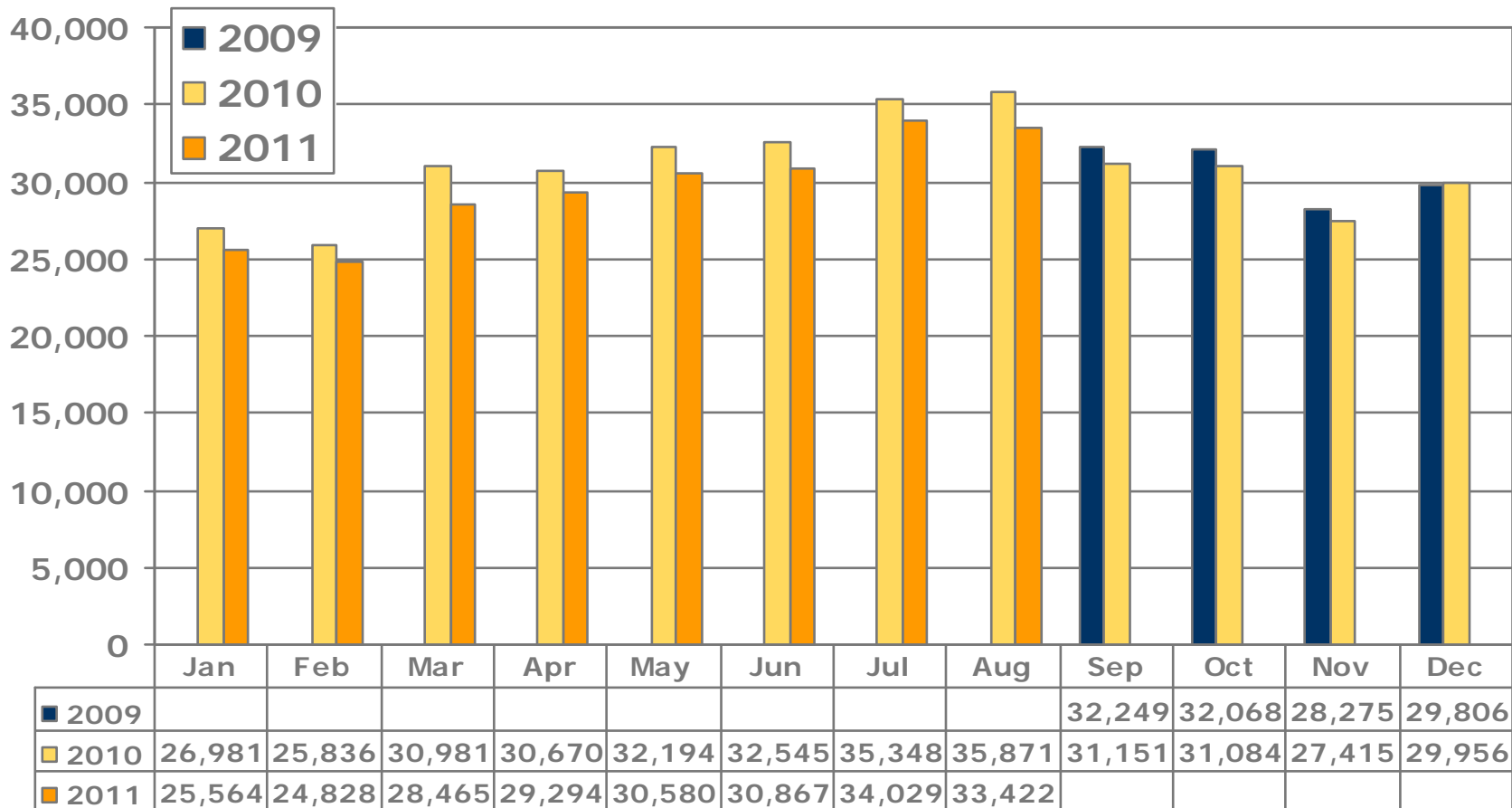
- Financial Performance

<i>For the Twelve Months Ended March 31, 2011 (in 000's)</i>	19-Gabriola Island - Nanaimo Harbour	
	2011	2010
Tariff Revenue	4,816	4,708
Ancillary Revenue	61	50
Social Program Fees	737	720
Contracted Routes Fee	-	-
Total Operating Revenue	5,614	5,478
Total Operating Expenses	7,189	7,433
Earnings (Loss) from Operations	(1,575)	(1,955)
Amortization	(1,731)	(1,025)
Financing Expense	(653)	(543)
Gain (Loss) on Disposal of Capital Assets	90	15
Route Earnings (Loss) Before Ferry Service Fees & Federal Contract	(3,869)	(3,508)
Ferry Transportation Fees	2,321	2,322
Federal-Provincial Subsidy Agreement	612	612
Net Route Earnings (Loss)	(936)	(574)
Fuel Costs Deferred	6	(175)
Net Fuel Rebates	158	353

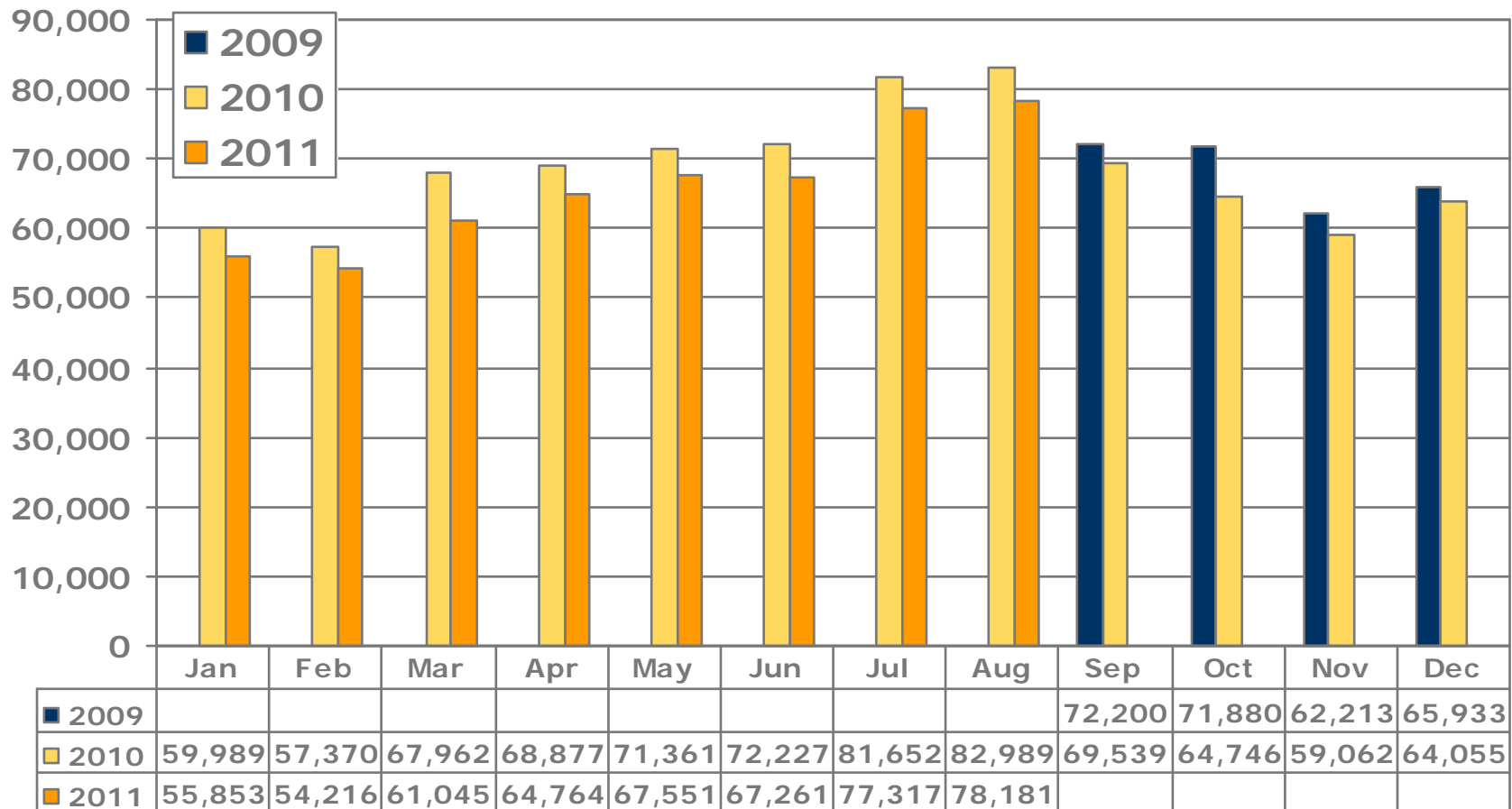
Captain Lewis MacKay -

Marine Superintendent, Southern Islands

Route 19 Vehicles

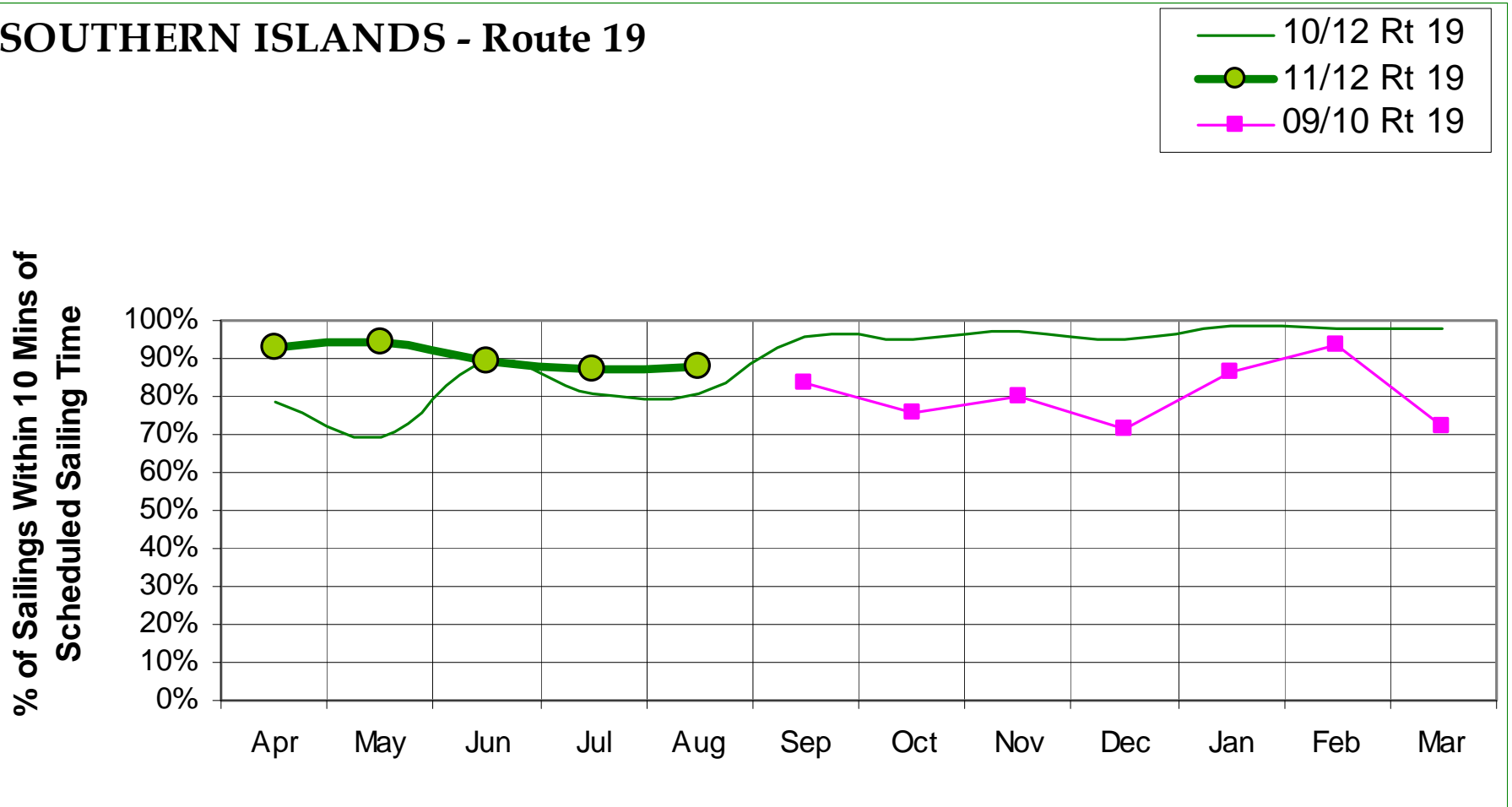


Route 19 Passengers



	Sep-Aug	Vehicles	Passengers
Rte 19	2010	373,294	834,653
	2011	356,655	787,590
	Diff	-16,639	-47,063
	% Diff	-4%	-6%

SOUTHERN ISLANDS - Route 19



Cancelled Round Trips

General cause	Cause	Apr-11	May-11	Jun-11	Jul-11	Aug-11
Mechanical						
Procedure						
Crewing						
Weather						
Other						3

NOTE:

Other – Aug 3: police search, Aug 12: trestle damage (2)

- All cancellations against 'core' schedule

- Quinsam refit: March 3

- **Captain MacKay will review this (arm rest removal) situation. COMPLETED.**
- **Rob Clarke will have the BC Ferries Project Manager who is currently working on a 'per foot fare' project connect with Randy Young. COMPLETED.**



Darin Guenette
Manager, Public Affairs
1-877-978-2385 or
250-978-2385
darin.guenette@bcferries.com