

Best times to travel on the Gabriola Ferry

Estimated vehicle space based upon actual traffic volumes in January 2017

Expected vehicle space on departures from Gabriola

January

	6:15	7:35	8:50	10:05	11:20	12:35	1:50	3:05	4:20	5:35	6:40	8:25	9:30	10:30
Sun	Green	Grey	Yellow	Green	Yellow	Yellow	Grey	Yellow	Green	Green	Green	Green	Green	Green
Mon	Yellow	Red	Red	Red	Red	Red	Yellow	Yellow	Green	Green	Green	Green	Green	Green
Tue	Yellow	Red	Black	Black	Red	Red	Yellow	Yellow	Green	Green	Green	Green	Green	Green
Wed	Green	Red	Red	Red	Red	Yellow	Green	Yellow	Yellow	DC	Green	Green	Green	Grey
Thu	Green	Red	Red	Red	Red	Yellow	Yellow	Yellow	Green	Green	Green	Green	Green	Green
Fri	Green	Yellow	Red	Red	Yellow	Red	Yellow	Yellow	Green	Green	Green	Green	Green	Green
Sat	Green	Green	Yellow	Yellow	Yellow	Yellow	Grey	Yellow	Green	Green	Green	Green	Green	Green

Expected vehicle space on departures from Nanaimo

January

	6:55	8:10	9:25	10:40	11:55	1:10	2:25	3:45	5:00	6:10	7:15	9:00	10:00	11:00
Sun	Grey	Green	Green	Green	Green	Green	Grey	Red	Green	Green	Green	Green	Green	Green
Mon	Green	Green	Green	Green	Green	Yellow	Yellow	Red	Yellow	Yellow	Green	Green	Green	Green
Tue	Green	Yellow	Green	Green	Yellow	Yellow	Red	Black	Red	Yellow	Green	Green	Green	Green
Wed	Green	Yellow	Green	DC	Yellow	Yellow	Yellow	Black	Red	Yellow	Green	Green	Grey	Green
Thu	Green	Yellow	Yellow	Green	Green	Yellow	Red	Black	Red	Yellow	Green	Yellow	Green	Green
Fri	Green	Green	Green	Green	Green	Yellow	Yellow	Red	Red	Yellow	Green	Yellow	Green	Green
Sat	Green	Green	Green	Green	Green	Yellow	Grey	Black	Yellow	Green	Green	Green	Green	Green


Colour coding



No Sailing



Dangerous Cargo Sailing



Departures typically less than 50% full. No overloads expected.

Departures typically 50-75% full. Occasional overloads may occur.

Departures typically more than 75% full. Overloads will occur some days.

Departures which are typically full. Overloads should be expected.

Best times to travel on the Gabriola Ferry

Estimated vehicle space based upon actual traffic volumes in February 2017

Expected vehicle space on departures from Gabriola

February

	6:15	7:35	8:50	10:05	11:20	12:35	1:50	3:05	4:20	5:35	6:40	8:25	9:30	10:30
Sun	Green	Grey	Yellow	Yellow	Yellow	Yellow	Grey	Red	Green	Green	Green	Green	Green	Green
Mon	Yellow	Red	Yellow	Yellow	Yellow	Yellow	Yellow	Yellow	Yellow	Green	Green	Green	Green	Green
Tue	Yellow	Red	Red	Red	Red	Red	Yellow	Yellow	Yellow	Green	Green	Green	Green	Green
Wed	Green	Red	Red	Red	Red	Yellow	Yellow	Yellow	Green	DC	Green	Green	Green	Grey
Thu	Green	Red	Red	Red	Red	Yellow	Yellow	Yellow	Yellow	Green	Green	Green	Green	Green
Fri	Green	Red	Red	Red	Red	Red	Green	Yellow	Yellow	Green	Green	Green	Green	Green
Sat	Green	Green	Yellow	Yellow	Yellow	Yellow	Grey	Yellow	Yellow	Green	Green	Green	Green	Green

Expected vehicle space on departures from Nanaimo


February

	6:55	8:10	9:25	10:40	11:55	1:10	2:25	3:45	5:00	6:10	7:15	9:00	10:00	11:00
Sun	Grey	Green	Green	Green	Green	Green	Grey	Black	Green	Green	Green	Green	Green	Green
Mon	Green	Green	Green	Green	Green	Green	Yellow	Yellow	Yellow	Yellow	Green	Green	Green	Green
Tue	Green	Yellow	Green	Green	Green	Yellow	Yellow	Red	Red	Yellow	Green	Green	Green	Green
Wed	Green	Yellow	Green	DC	Red	Yellow	Yellow	Red	Red	Yellow	Green	Green	Grey	Green
Thu	Green	Yellow	Yellow	Green	Green	Yellow	Yellow	Red	Red	Yellow	Green	Green	Green	Green
Fri	Green	Yellow	Green	Green	Green	Yellow	Yellow	Black	Red	Yellow	Green	Yellow	Green	Green
Sat	Green	Green	Green	Green	Green	Yellow	Grey	Black	Yellow	Yellow	Green	Green	Green	Green

Colour coding



No Sailing



Dangerous Cargo Sailing



Departures typically less than 50% full. No overloads expected.

Departures typically 50-75% full. Occasional overloads may occur.

Departures typically more than 75% full. Overloads will occur some days.

Departures which are typically full. Overloads should be expected.

Best times to travel on the Gabriola Ferry

Estimated vehicle space based upon actual traffic volumes in March 2017

Expected vehicle space on departures from Gabriola

March

	6:15	7:35	8:50	10:05	11:20	12:35	1:50	3:05	4:20	5:35	6:40	8:25	9:30	10:30
Sun	Green	Grey	Yellow	Yellow	Yellow	Red	Grey	Red	Green	Green	Green	Green	Green	Green
Mon	Yellow	Black	Red	Black	Black	Red	Red	Yellow	Yellow	Green	Green	Green	Green	Green
Tue	Yellow	Red	Black	Black	Black	Red	Yellow	Yellow	Yellow	Green	Green	Green	Green	Green
Wed	Green	Red	Black	Black	Black	Red	Yellow	Yellow	Yellow	DC	Green	Green	Green	Grey
Thu	Yellow	Red	Black	Black	Black	Red	Yellow	Yellow	Yellow	Green	Green	Green	Green	Green
Fri	Green	Red	Black	Black	Black	Red	Red	Yellow	Yellow	Green	Green	Green	Green	Green
Sat	Green	Green	Red	Red	Red	Yellow	Grey	Red	Green	Green	Green	Green	Green	Green

Expected vehicle space on departures from Nanaimo


March

	6:55	8:10	9:25	10:40	11:55	1:10	2:25	3:45	5:00	6:10	7:15	9:00	10:00	11:00
Sun	Grey	Green	Green	Green	Green	Yellow	Grey	Red	Yellow	Yellow	Green	Green	Green	Green
Mon	Green	Yellow	Yellow	Green	Green	Yellow	Red	Black	Black	Red	Yellow	Yellow	Green	Green
Tue	Green	Yellow	Yellow	Green	Yellow	Yellow	Yellow	Black	Black	Yellow	Green	Green	Green	Green
Wed	Green	Yellow	Yellow	DC	Red	Yellow	Yellow	Black	Black	Red	Green	Yellow	Grey	Green
Thu	Yellow	Yellow	Yellow	Green	Yellow	Red	Red	Black	Black	Red	Green	Green	Green	Green
Fri	Green	Yellow	Yellow	Green	Green	Red	Yellow	Black	Black	Red	Yellow	Yellow	Green	Green
Sat	Green	Green	Green	Yellow	Green	Yellow	Grey	Black	Red	Yellow	Green	Green	Green	Green

Colour coding



No Sailing



Dangerous Cargo Sailing




Departures typically less than 50% full. No overloads expected.



Departures typically 50-75% full. Occasional overloads may occur.



Departures typically more than 75% full. Overloads will occur some days.



Departures which are typically full. Overloads should be expected.

Best times to travel on the Gabriola Ferry

Estimated vehicle space based upon actual traffic volumes in April 2017

Expected vehicle space on departures from Gabriola

April

	6:15	7:35	8:50	10:05	11:20	12:35	1:50	3:05	4:20	5:35	6:40	8:25	9:30	10:30
Sun	Green	Grey	Red	Yellow	Red	Red	Grey	Red	Yellow	Green	Green	Green	Green	Green
Mon	Yellow	Red	Red	Black	Black	Red	Red	Red	Yellow	Green	Green	Green	Green	Green
Tue	Yellow	Black	Black	Black	Black	Black	Yellow	Red	Yellow	Green	Green	Green	Green	Green
Wed	Green	Red	Black	Black	Black	Black	Yellow	Yellow	Yellow	DC	Green	Green	Green	Grey
Thu	Yellow	Red	Black	Black	Black	Black	Red	Yellow	Yellow	Green	Green	Green	Green	Green
Fri	Green	Red	Yellow	Red	Red	Red	Yellow	Yellow	Yellow	Green	Green	Green	Green	Green
Sat	Green	Green	Red	Red	Red	Yellow	Grey	Red	Green	Green	Green	Green	Green	Green

Expected vehicle space on departures from Nanaimo

April

	6:55	8:10	9:25	10:40	11:55	1:10	2:25	3:45	5:00	6:10	7:15	9:00	10:00	11:00
Sun	Grey	Green	Green	Green	Green	Yellow	Grey	Black	Yellow	Yellow	Green	Green	Green	Green
Mon	Green	Green	Green	Green	Yellow	Yellow	Red	Red	Red	Yellow	Green	Green	Green	Green
Tue	Green	Yellow	Yellow	Green	Yellow	Yellow	Yellow	Black	Black	Red	Yellow	Green	Green	Green
Wed	Green	Yellow	Yellow	DC	Red	Yellow	Red	Black	Black	Red	Green	Green	Grey	Green
Thu	Yellow	Yellow	Yellow	Yellow	Yellow	Red	Black	Black	Black	Red	Yellow	Yellow	Green	Green
Fri	Green	Yellow	Green	Yellow	Yellow	Red	Yellow	Black	Red	Red	Yellow	Green	Green	Green
Sat	Green	Green	Green	Yellow	Yellow	Red	Grey	Black	Red	Yellow	Green	Green	Green	Green

Colour coding



No Sailing



Dangerous Cargo Sailing



Departures typically less than 50% full. No overloads expected.

Departures typically 50-75% full. Occasional overloads may occur.

Departures typically more than 75% full. Overloads will occur some days.

Departures which are typically full. Overloads should be expected.

Best times to travel on the Gabriola Ferry

Estimated vehicle space based upon actual traffic volumes in May 2017

Expected vehicle space on departures from Gabriola

May

	6:15	7:35	8:50	10:05	11:20	12:35	1:50	3:05	4:20	5:35	6:40	8:25	9:30	10:30
Sun	Green	Grey	Red	Yellow	Red	Red	Grey	Red	Yellow	Green	Green	Green	Green	Green
Mon	Yellow	Red	Red	Black	Black	Red	Red	Yellow	Yellow	Green	Green	Green	Green	Green
Tue	Red	Black	Black	Black	Black	Black	Red	Red	Yellow	Green	Green	Green	Green	Green
Wed	Yellow	Black	Black	Black	Black	Red	Red	Red	Red	DC	Green	Green	Green	Grey
Thu	Yellow	Black	Black	Black	Black	Red	Red	Red	Yellow	Green	Green	Green	Green	Green
Fri	Yellow	Red	Black	Black	Black	Red	Red	Red	Yellow	Green	Green	Green	Green	Green
Sat	Green	Yellow	Yellow	Red	Yellow	Yellow	Grey	Red	Green	Green	Green	Green	Green	Green

Expected vehicle space on departures from Nanaimo

May

	6:55	8:10	9:25	10:40	11:55	1:10	2:25	3:45	5:00	6:10	7:15	9:00	10:00	11:00
Sun	Grey	Green	Green	Green	Yellow	Yellow	Grey	Black	Yellow	Yellow	Green	Green	Green	Green
Mon	Green	Yellow	Yellow	Yellow	Yellow	Yellow	Yellow	Red	Red	Yellow	Green	Green	Green	Green
Tue	Yellow	Yellow	Yellow	Yellow	Yellow	Yellow	Red	Black	Black	Red	Yellow	Green	Green	Green
Wed	Yellow	Red	Yellow	DC	Red	Red	Red	Black	Black	Red	Yellow	Yellow	Grey	Green
Thu	Yellow	Red	Yellow	Yellow	Yellow	Yellow	Red	Black	Black	Yellow	Yellow	Yellow	Green	Green
Fri	Green	Red	Yellow	Yellow	Yellow	Red	Red	Black	Black	Red	Yellow	Yellow	Green	Green
Sat	Green	Green	Green	Red	Yellow	Red	Grey	Black	Red	Yellow	Yellow	Green	Green	Green

Colour coding



No Sailing



Dangerous Cargo Sailing



Departures typically less than 50% full. No overloads expected.

Departures typically 50-75% full. Occasional overloads may occur.

Departures typically more than 75% full. Overloads will occur some days.

Departures which are typically full. Overloads should be expected.

Best times to travel on the Gabriola Ferry

Estimated vehicle space based upon actual traffic volumes in June 2017

Expected vehicle space on departures from Gabriola

June

	6:15	7:35	8:50	10:05	11:20	12:35	1:50	3:05	4:20	5:35	6:40	8:25	9:30	10:30
Sun	Green	Grey	Red	Red	Red	Red	Grey	Black	Red	Yellow	Green	Green	Green	Green
Mon	Red	Black	Black	Red	Red	Red	Yellow	Yellow	Yellow	Green	Green	Green	Green	Green
Tue	Yellow	Black	Black	Black	Black	Black	Yellow	Red	Red	Green	Green	Green	Green	Green
Wed	Yellow	Black	Black	Black	Red	Black	Red	Red	Red	DC	Green	Green	Green	Grey
Thu	Yellow	Black	Black	Black	Black	Black	Red	Red	Yellow	Green	Green	Green	Green	Green
Fri	Yellow	Black	Red	Black	Black	Red	Yellow	Yellow	Yellow	Green	Green	Green	Green	Green
Sat	Green	Yellow	Yellow	Yellow	Yellow	Yellow	Grey	Black	Yellow	Green	Green	Green	Green	Green

Expected vehicle space on departures from Nanaimo

June

	6:55	8:10	9:25	10:40	11:55	1:10	2:25	3:45	5:00	6:10	7:15	9:00	10:00	11:00
Sun	Grey	Green	Green	Yellow	Green	Yellow	Grey	Black	Yellow	Yellow	Green	Green	Green	Green
Mon	Yellow	Yellow	Yellow	Green	Yellow	Red	Yellow	Black	Red	Yellow	Green	Green	Green	Green
Tue	Green	Yellow	Yellow	Yellow	Yellow	Red	Red	Black	Black	Yellow	Green	Yellow	Green	Green
Wed	Yellow	Red	Yellow	DC	Red	Yellow	Red	Black	Black	Red	Yellow	Yellow	Grey	Green
Thu	Yellow	Yellow	Red	Yellow	Yellow	Red	Black	Black	Black	Yellow	Yellow	Yellow	Green	Green
Fri	Yellow	Yellow	Yellow	Yellow	Yellow	Red	Red	Black	Black	Yellow	Yellow	Yellow	Green	Green
Sat	Green	Green	Yellow	Red	Yellow	Red	Grey	Black	Yellow	Yellow	Green	Green	Green	Green

Colour coding



No Sailing



Dangerous Cargo Sailing



Departures typically less than 50% full. No overloads expected.

Departures typically 50-75% full. Occasional overloads may occur.

Departures typically more than 75% full. Overloads will occur some days.

Departures which are typically full. Overloads should be expected.

Best times to travel on the Gabriola Ferry

Estimated vehicle space based upon actual traffic volumes in July 2017

Expected vehicle space on departures from Gabriola

July

	6:15	7:35	8:50	10:05	11:20	12:35	1:50	3:05	4:20	5:35	6:40	8:25	9:30	10:30
Sun	Green	Grey	Black	Red	Red	Red	Yellow	Yellow	Yellow	Green	Green	Green	Green	Green
Mon	Red	Red	Black	Black	Black	Black	Black	Black	Yellow	Green	Green	Green	Green	Green
Tue	Red	Black	Black	Black	Black	Black	Black	Black	Red	Green	Green	Green	Green	Green
Wed	Yellow	Black	Black	Black	Black	Black	Red	Yellow	Yellow	DC	Green	Green	Green	Grey
Thu	Yellow	Black	Black	Black	Black	Black	Black	Black	Black	Yellow	Green	Green	Green	Green
Fri	Yellow	Red	Black	Black	Red	Red	Black	Red	Yellow	Green	Green	Green	Green	Green
Sat	Green	Green	Yellow	Red	Yellow	Yellow	Yellow	Yellow	Green	Green	Green	Green	Green	Green

Expected vehicle space on departures from Nanaimo


July

	6:55	8:10	9:25	10:40	11:55	1:10	2:25	3:45	5:00	6:10	7:15	9:00	10:00	11:00
Sun	Grey	Green	Green	Yellow	Yellow	Yellow	Yellow	Red	Yellow	Yellow	Green	Green	Green	Green
Mon	Green	Yellow	Yellow	Yellow	Red	Red	Red	Red	Red	Red	Green	Green	Green	Green
Tue	Yellow	Yellow	Yellow	Yellow	Red	Red	Black	Black	Black	Black	Yellow	Green	Green	Green
Wed	Green	Yellow	Red	DC	Black	Black	Black	Black	Black	Red	Green	Yellow	Grey	Green
Thu	Red	Yellow	Red	Red	Red	Red	Black	Black	Black	Black	Yellow	Green	Green	Green
Fri	Green	Yellow	Yellow	Red	Yellow	Black	Red	Black	Black	Black	Red	Yellow	Green	Green
Sat	Green	Green	Yellow	Red	Yellow	Red	Yellow	Red	Yellow	Yellow	Green	Green	Green	Green

Colour coding



No Sailing



Dangerous Cargo Sailing



Departures typically less than 50% full. No overloads expected.

Departures typically 50-75% full. Occasional overloads may occur.

Departures typically more than 75% full. Overloads will occur some days.

Departures which are typically full. Overloads should be expected.

Best times to travel on the Gabriola Ferry

Estimated vehicle space based upon actual traffic volumes in August 2017

Expected vehicle space on departures from Gabriola

August

	6:15	7:35	8:50	10:05	11:20	12:35	1:50	3:05	4:20	5:35	6:40	8:25	9:30	10:30
Sun	Green	Grey	Black	Red	Black	Red	Red	Red	Red	Yellow	Green	Green	Green	Green
Mon	Red	Red	Black	Black	Black	Black	Red	Yellow	Yellow	Green	Green	Green	Green	Green
Tue	Red	Black	Black	Black	Black	Black	Red	Red	Red	Green	Green	Green	Green	Green
Wed	Yellow	Black	Black	Black	Black	Black	Red	Red	Red	DC	Yellow	Green	Green	Grey
Thu	Yellow	Black	Black	Black	Black	Black	Black	Black	Yellow	Yellow	Green	Green	Green	Green
Fri	Yellow	Red	Black	Black	Red	Black	Red	Red	Red	Yellow	Green	Green	Green	Green
Sat	Green	Green	Red	Yellow	Red	Yellow	Yellow	Yellow	Yellow	Green	Green	Green	Green	Green

Expected vehicle space on departures from Nanaimo


August

	6:55	8:10	9:25	10:40	11:55	1:10	2:25	3:45	5:00	6:10	7:15	9:00	10:00	11:00
Sun	Grey	Green	Green	Yellow	Yellow	Yellow	Yellow	Red	Yellow	Yellow	Green	Yellow	Green	Green
Mon	Green	Yellow	Yellow	Yellow	Red	Red	Yellow	Red	Red	Yellow	Green	Green	Green	Green
Tue	Green	Red	Yellow	Yellow	Red	Red	Red	Black	Black	Red	Green	Yellow	Green	Green
Wed	Green	Red	Red	DC	Black	Black	Black	Black	Black	Red	Yellow	Yellow	Grey	Green
Thu	Yellow	Red	Red	Red	Red	Black	Black	Black	Black	Red	Green	Green	Green	Green
Fri	Yellow	Yellow	Yellow	Red	Red	Black	Red	Black	Black	Black	Yellow	Yellow	Green	Green
Sat	Green	Green	Yellow	Red	Red	Black	Red	Red	Yellow	Yellow	Green	Green	Green	Green


Colour coding



No Sailing



Dangerous Cargo Sailing



Departures typically less than 50% full. No overloads expected.

Departures typically 50-75% full. Occasional overloads may occur.

Departures typically more than 75% full. Overloads will occur some days.

Departures which are typically full. Overloads should be expected.

Best times to travel on the Gabriola Ferry

Estimated vehicle space based upon actual traffic volumes in September 2017

Expected vehicle space on departures from Gabriola

September

	6:15	7:35	8:50	10:05	11:20	12:35	1:50	3:05	4:20	5:35	6:40	8:25	9:30	10:30
Sun	Green	Grey	Red	Yellow	Red	Red	S	Red	Yellow	Green	Green	Green	Green	Green
Mon	Green	Red	Red	Red	Black	Red	Red	Yellow	Yellow	Green	Green	Green	Green	Green
Tue	Yellow	Black	Black	Black	Black	Red	Yellow	Yellow	Yellow	Green	Green	Green	Green	Green
Wed	Green	Red	Black	Black	Black	Red	Yellow	Yellow	Red	DC	Green	Green	Green	Grey
Thu	Yellow	Red	Black	Black	Black	Red	Red	Red	Yellow	Green	Green	Green	Green	Green
Fri	Green	Yellow	Red	Black	Red	Red	Red	Yellow	Yellow	Green	Green	Green	Green	Green
Sat	Green	Green	Yellow	Red	Yellow	Yellow	S	Yellow	Green	Green	Green	Green	Green	Green

Expected vehicle space on departures from Nanaimo


September

	6:55	8:10	9:25	10:40	11:55	1:10	2:25	3:45	5:00	6:10	7:15	9:00	10:00	11:00
Sun	Grey	Green	Green	Green	Yellow	Yellow	S	Red	Yellow	Yellow	Green	Green	Green	Green
Mon	Green	Green	Yellow	Yellow	Green	Yellow	Yellow	Red	Red	Yellow	Green	Green	Green	Green
Tue	Yellow	Red	Yellow	Green	Yellow	Red	Yellow	Red	Red	Red	Green	Green	Green	Green
Wed	Yellow	Yellow	Yellow	DC	Red	Yellow	Red	Black	Black	Yellow	Green	Yellow	Grey	Green
Thu	Yellow	Red	Yellow	Yellow	Red	Red	Red	Black	Black	Red	Green	Yellow	Green	Green
Fri	Yellow	Yellow	Yellow	Yellow	Yellow	Red	Red	Black	Black	Red	Red	Yellow	Green	Green
Sat	Green	Green	Yellow	Yellow	Yellow	Red	S	Black	Red	Yellow	Green	Green	Green	Green

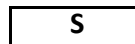
Colour coding



No Sailing



Dangerous Cargo Sailing



Operated only on first weekend of September 2017



Departures typically less than 50% full. No overloads expected.



Departures typically 50-75% full. Occasional overloads may occur.



Departures typically more than 75% full. Overloads will occur some days.



Departures which are typically full. Overloads should be expected.

Best times to travel on the Gabriola Ferry

Estimated vehicle space based upon actual traffic volumes in October 2017

Expected vehicle space on departures from Gabriola

October

	6:15	7:35	8:50	10:05	11:20	12:35	1:50	3:05	4:20	5:35	6:40	8:25	9:30	10:30
Sun	Green	Grey	Yellow	Yellow	Red	Red	Grey	Red	Yellow	Green	Green	Green	Green	Green
Mon	Yellow	Red	Red	Red	Red	Yellow	Yellow	Yellow	Yellow	Green	Green	Green	Green	Green
Tue	Yellow	Red	Yellow	Black	Black	Black	Yellow	Yellow	Yellow	Green	Green	Green	Green	Green
Wed	Yellow	Red	Red	Black	Black	Yellow	Yellow	Yellow	Yellow	DC	Green	Green	Green	Grey
Thu	Yellow	Red	Red	Black	Yellow	Yellow	Yellow	Yellow	Yellow	Green	Green	Green	Green	Green
Fri	Green	Yellow	Red	Red	Red	Red	Yellow	Red	Yellow	Green	Green	Green	Green	Green
Sat	Green	Green	Yellow	Yellow	Yellow	Red	Grey	Red	Green	Green	Green	Green	Green	Green

Expected vehicle space on departures from Nanaimo

October

	6:55	8:10	9:25	10:40	11:55	1:10	2:25	3:45	5:00	6:10	7:15	9:00	10:00	11:00
Sun	Grey	Green	Green	Green	Green	Yellow	Grey	Red	Yellow	Yellow	Green	Green	Green	Green
Mon	Green	Yellow	Yellow	Yellow	Yellow	Yellow	Yellow	Red	Red	Yellow	Green	Green	Green	Green
Tue	Yellow	Yellow	Yellow	Green	Yellow	Yellow	Yellow	Red	Black	Yellow	Green	Green	Green	Green
Wed	Yellow	Red	Yellow	DC	Red	Yellow	Red	Black	Red	Red	Green	Green	Grey	Green
Thu	Yellow	Red	Yellow	Yellow	Yellow	Red	Red	Black	Red	Red	Yellow	Yellow	Green	Green
Fri	Green	Yellow	Yellow	Green	Yellow	Red	Red	Black	Red	Red	Yellow	Yellow	Green	Green
Sat	Green	Green	Yellow	Yellow	Yellow	Red	Grey	Red	Red	Yellow	Green	Green	Green	Green

Colour coding



No Sailing



Dangerous Cargo Sailing



Departures typically less than 50% full. No overloads expected.

Departures typically 50-75% full. Occasional overloads may occur.

Departures typically more than 75% full. Overloads will occur some days.

Departures which are typically full. Overloads should be expected.

Best times to travel on the Gabriola Ferry

Estimated vehicle space based upon actual traffic volumes in November 2016

Expected vehicle space on departures from Gabriola

November

	6:15	7:35	8:50	10:05	11:20	12:35	1:50	3:05	4:20	5:35	6:40	8:25	9:30	10:30
Sun	Green	Grey	Red	Red	Red	Red	Grey	Yellow	Green	Green	Green	Green	Green	Green
Mon	Yellow	Red	Red	Red	Red	Yellow	Yellow	Yellow	Green	Green	Green	Green	Green	Green
Tue	Yellow	Red	Black	Black	Red	Yellow	Yellow	Yellow	Green	Green	Green	Green	Green	Green
Wed	Green	Red	Black	Black	Red	Yellow	Yellow	Yellow	Green	DC	Green	Green	Green	Grey
Thu	Yellow	Red	Black	Black	Red	Yellow	Yellow	Yellow	Green	Green	Green	Green	Green	Green
Fri	Green	Yellow	Yellow	Red	Red	Yellow	Yellow	Yellow	Green	Green	Green	Green	Green	Green
Sat	Green	Green	Yellow	Yellow	Red	Red	Grey	Yellow	Green	Green	Green	Green	Green	Green

Expected vehicle space on departures from Nanaimo


November

	6:55	8:10	9:25	10:40	11:55	1:10	2:25	3:45	5:00	6:10	7:15	9:00	10:00	11:00
Sun	Grey	Green	Green	Green	Green	Yellow	Grey	Red	Yellow	Yellow	Green	Green	Green	Green
Mon	Green	Green	Green	Green	Green	Yellow	Yellow	Red	Red	Yellow	Green	Green	Green	Green
Tue	Green	Yellow	Green	Green	Green	Yellow	Yellow	Red	Red	Yellow	Green	Green	Green	Green
Wed	Green	Yellow	Green	DC	Yellow	Yellow	Yellow	Black	Red	Yellow	Green	Green	Grey	Green
Thu	Green	Yellow	Yellow	Green	Yellow	Yellow	Red	Black	Red	Red	Yellow	Yellow	Green	Green
Fri	Green	Yellow	Green	Green	Green	Yellow	Red	Red	Red	Yellow	Green	Green	Green	Green
Sat	Green	Green	Green	Green	Green	Yellow	Grey	Black	Yellow	Yellow	Green	Green	Green	Green

Colour coding



No Sailing



Dangerous Cargo Sailing



Departures typically less than 50% full. No overloads expected.

Departures typically 50-75% full. Occasional overloads may occur.

Departures typically more than 75% full. Overloads will occur some days.

Departures which are typically full. Overloads should be expected.

Best times to travel on the Gabriola Ferry

Estimated vehicle space based upon actual traffic volumes in December 2016

Expected vehicle space on departures from Gabriola

December

	6:15	7:35	8:50	10:05	11:20	12:35	1:50	3:05	4:20	5:35	6:40	8:25	9:30	10:30
Sun	Green	Grey	Yellow	Yellow	Yellow	Yellow	Grey	Yellow	Green	Green	Green	Green	Green	Green
Mon	Green	Yellow	Yellow	Red	Red	Yellow	Green	Yellow	Green	Green	Green	Green	Green	Green
Tue	Yellow	Yellow	Red	Black	Black	Red	Yellow	Yellow	Green	Green	Green	Green	Green	Green
Wed	Green	Yellow	Red	Black	Black	Red	Yellow	Yellow	Yellow	DC	Green	Green	Green	Grey
Thu	Yellow	Red	Red	Black	Black	Red	Yellow	Yellow	Yellow	Green	Green	Green	Green	Green
Fri	Green	Yellow	Yellow	Red	Red	Yellow	Yellow	Yellow	Green	Green	Green	Green	Green	Green
Sat	Green	Green	Yellow	Yellow	Yellow	Yellow	Grey	Yellow	Green	Green	Green	Green	Green	Green

Expected vehicle space on departures from Nanaimo

December

	6:55	8:10	9:25	10:40	11:55	1:10	2:25	3:45	5:00	6:10	7:15	9:00	10:00	11:00
Sun	Grey	Green	Green	Green	Green	Green	Grey	Yellow	Green	Green	Green	Green	Green	Green
Mon	Green	Green	Green	Green	Green	Yellow	Yellow	Red	Red	Yellow	Green	Green	Green	Green
Tue	Green	Green	Green	Green	Green	Yellow	Red	Red	Red	Red	Yellow	Green	Green	Green
Wed	Green	Green	Green	DC	Yellow	Yellow	Red	Black	Red	Red	Green	Green	Grey	Green
Thu	Green	Green	Green	Green	Yellow	Yellow	Red	Black	Red	Yellow	Yellow	Yellow	Green	Green
Fri	Green	Green	Green	Green	Green	Yellow	Yellow	Red	Red	Yellow	Yellow	Green	Green	Green
Sat	Green	Green	Green	Green	Green	Yellow	Grey	Black	Yellow	Green	Green	Green	Green	Green

Colour coding



No Sailing



Dangerous Cargo Sailing



Departures typically less than 50% full. No overloads expected.

Departures typically 50-75% full. Occasional overloads may occur.

Departures typically more than 75% full. Overloads will occur some days.

Departures which are typically full. Overloads should be expected.