

**Canada Day Long Weekend (2017 data)**

**From Nanaimo**

Thursday	Friday	Saturday	Sunday	Monday	Tuesday
0655	0655	0655		0655	0655
0810	0810	0810	0810	0810	0810
0925	0925	0925	0925	0925	0925
1040	1040	1040	1040	1040	1040
1155	1155	1155	1155	1155	1155
1310	1310	1310	1310	1310	1310
1425	1425	1425	1425	1425	1425
1545	1545	1545	1545	1545	1545
1700	1700	1700	1700	1700	1700
1810	1810	1810	1810	1810	1810 X
1915	1915	1915	1915	1915	1915
2100	2100	2100	2100	2100	2100
2200	2200	2200	2200	2200	2200
2300	2300	2300	2300	2300	2300


**Canada Day Long Weekend (2017 data)**


**From Gabriola Island**

Thursday	Friday	Saturday	Sunday	Monday	Tuesday
0615	0615	0615	0615	0615	0615
0735	0735	0735		0735	0735
0850	0850	0850	0850	0850	0850
1005	1005	1005	1005	1005	1005
1120	1120	1120	1120	1120	1120
1235	1235	1235	1235	1235	1235
1350	1350	1350	1350	1350	1350
1505	1505	1505	1505	1505	1505
1620	1620	1620	1620	1620	1620
1735	1735	1735	1735	1735	1735 X
1840	1840	1840	1840	1840	1840
2025	2025	2025	2025	2025	2025
2130	2130	2130	2130	2130	2130
2230	2230	2230	2230	2230	2230


**1735 X** **1810 X**

These sailings did not operate in 2017 due to cumulative service delays

 Less than half full

 Half to 75% full

 Almost full (over 75%)

 Full - overloads should be expected