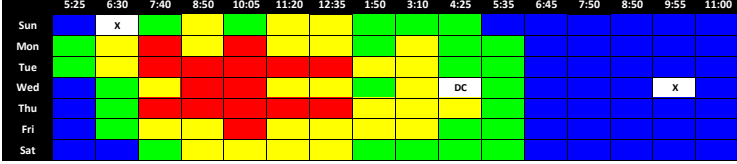
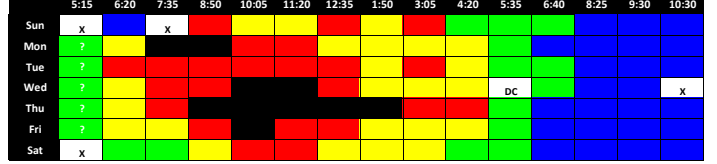


Change in vehicle traffic volumes : 2012 - 2019

Vehicle space utilisation on departures from Gabriola January 2012



Vehicle space utilisation on departures from Gabriola January 2019



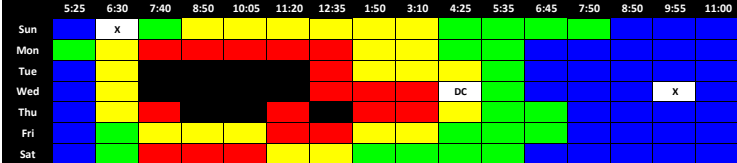
Vehicle space utilisation on departures from Nanaimo January 2012



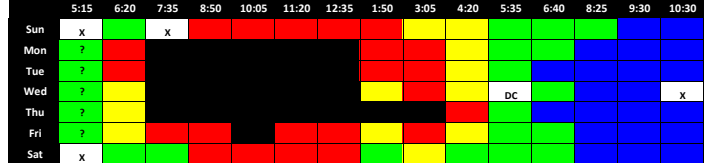
Vehicle space utilisation on departures from Nanaimo January 2019



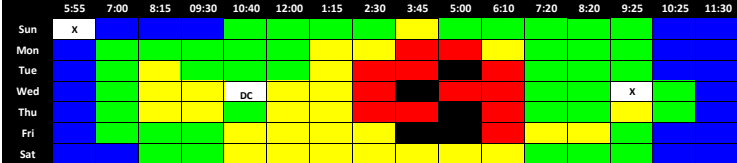
Vehicle space utilisation on departures from Gabriola April 2012



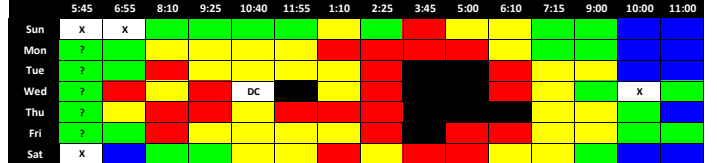
Vehicle space utilisation on departures from Gabriola April 2019



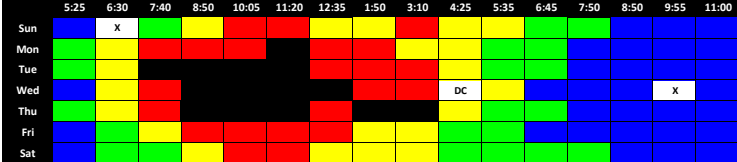
Vehicle space utilisation on departures from Nanaimo April 2012



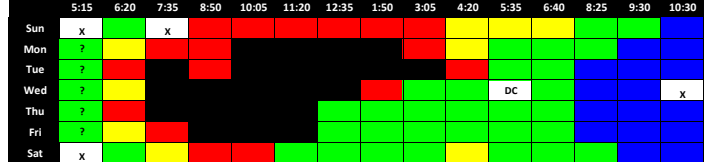
Vehicle space utilisation on departures from Nanaimo April 2019



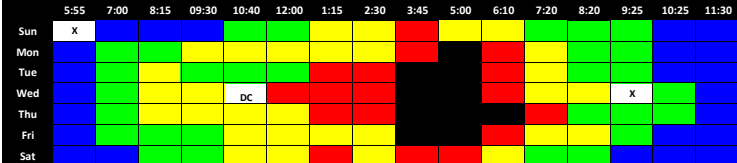
Vehicle space utilisation on departures from Gabriola July 2012



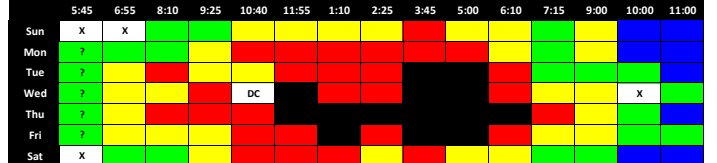
Vehicle space utilisation on departures from Gabriola July 2018



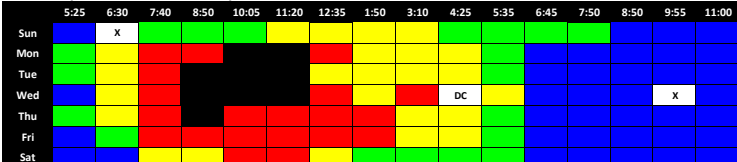
Vehicle space utilisation on departures from Nanaimo July 2012



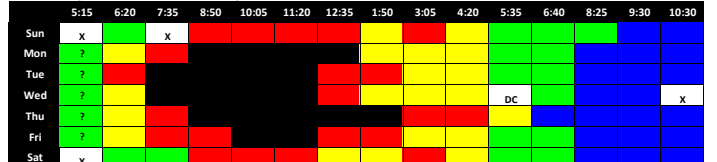
Vehicle space utilisation on departures from Nanaimo July 2018



Vehicle space utilisation on departures from Gabriola October 2012



Vehicle space utilisation on departures from Gabriola October 2018



Vehicle space utilisation on departures from Nanaimo October 2012

