





## Expected holiday traffic conditions on the Gabriola ferry

Family Day Weekend					
From Nanaimo Harbour					
Thur Feb 6	Fri Feb 7	Sat Feb 8	Sun Feb 9	Mon Feb 10	Tue Feb 11
05:45	05:45			05:45	05:45
06:45	06:45	06:45		06:45	06:45
08:10	08:10	08:10	08:10	08:10	08:10
09:25	09:25	09:25	09:25	09:25	09:25
10:40	10:40	10:40	10:40	10:40	10:40
11:55	11:55	11:55	11:55	11:55	11:55
13:10	13:10	13:10	13:10	13:10	13:10
14:25	14:25	14:25	14:25	14:25	14:25
15:45	15:45	15:45	15:45	15:45	15:45
17:10	17:10	17:10	17:10	17:10	17:10
18:25	18:25	18:25	18:25	18:25	18:25
19:35	19:35	19:35	19:35	19:35	19:35
21:10	21:10	21:10	21:10	21:10	21:10
22:05	22:05	22:05	22:05	22:05	22:05
23:00	23:00	23:00	23:00	23:00	23:00

Family Day Weekend					
From Gabriola Island					
Thur Feb 6	Fri Feb 7	Sat Feb 8	Sun Feb 9	Mon Feb 10	Tue Feb 11
05:15	05:15			05:15	05:15
06:20	06:20	06:20	06:20	06:20	06:20
07:35	07:35	07:35		07:35	07:35
08:50	08:50	08:50	08:50	08:50	08:50
10:05	10:05	10:05	10:05	10:05	10:05
11:20	11:20	11:20	11:20	11:20	11:20
12:35	12:35	12:35	12:35	12:35	12:35
13:50	13:50	13:50	13:50	13:50	13:50
15:05	15:05	15:05	15:05	15:05	15:05
16:20	16:20	16:20	16:20	16:20	16:20
17:50	17:50	17:50	17:50	17:50	17:50
19:00	19:00	19:00	19:00	19:00	19:00
20:40	20:40	20:40	20:40	20:40	20:40
21:40	21:40	21:40	21:40	21:40	21:40
22:35	22:35	22:35	22:35	22:35	22:35

	Less than half full		Half to 75% full		More than 75% full		Likely to be full - Overloads expected
---	---------------------	---	------------------	---	--------------------	---	--

Traffic predictions for Family Day 2020 are based upon volume of traffic on equivalent days in 2017  
 Demand for ferry travel varies significantly at times of bad weather  
 This chart represents expected traffic volume in normal seasonal conditions.